

Planning Guide

July 2015

Location

Installation
Considerations

Accessibility

Equipment Access

Delivery and
Installation

Electrical
Requirements

Options

CHOOSING A LOCATION FOR YOUR ENDLESS POOL SPA™

An Endless Pool Spa arrives pre-plumbed and pre-wired. All you need is a solid, level surface and GFCI electric service. Depending on the options you select, there may be some minor assembly. Our Spas can be installed indoors or outside, in-ground or aboveground. Some typical locations are shown in the table below:

	INDOORS	OUTDOORS
Existing Space	<ul style="list-style-type: none"> Garage Home Gym Accessible Ground Floor Room 	<ul style="list-style-type: none"> Deck Patio Carport Porch (enclosed now or later) Garden
New Space	<ul style="list-style-type: none"> Finished Basement Sunroom Master Bathroom Suite Home Gym 	<ul style="list-style-type: none"> New Landscaping Focal Point of New Deck or Patio (possible future enclosure)

INDOOR INSTALLATION CONSIDERATIONS

A spa's weight should be considered when selecting a site. When filled with water, the Endless Pool Spa exerts an evenly distributed load of 250 pounds per square foot. Concrete floors on grade can generally support this weight without issue. However, installation on upper floors requires a proper structural engineering evaluation.

An Endless Pool Spa is most easily installed in a ground-floor room. Of course, this assumes that the Spa can be moved into the room. For new construction, this is straightforward but requires appropriate planning and scheduling. For an indoor installation in an existing space, this can be accomplished if a wall can be taken down or if the room has an 8' patio or bifold door.

All Endless Pool Spas come standard with a thermal floating cover that controls humidity and keeps in heat but is not a safety cover. Our optional Retractable Security Covers, available in a manual or automatic version, are ideal for indoor installations. They control humidity, trap heat, and serve as a safety cover for those who want extra protection. Our optional bi-fold cover also provides additional insulation.

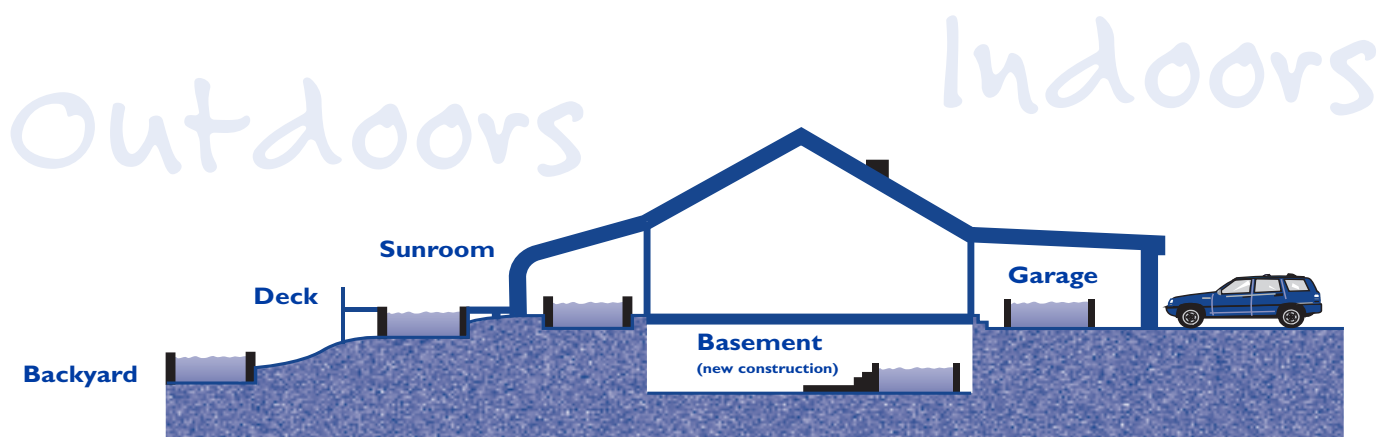
OUTDOOR INSTALLATION CONSIDERATIONS

Endless Pool Spas are designed for year-round, outdoor use. The acrylic shell is fiberglass backed and the foam backed skirting provides an insulated air space. While our Spas come standard with a floating thermal cover, our optional bi-fold insulating cover provides several inches of rigid foam insulation while also serving as a safety cover. The efficient circulating pump maintains water temperature and works with our thermostatically controlled electric heater. If gas is available as a fuel source, an optional gas heater may be an economical way to heat your spa.

SURFACE PREPARATION

Any flat, level surface that can safely support the weight will usually accommodate the spa. A poured concrete pad is best.

You must ensure the footprint area for your spa is completely level and planar. The area around your Spa should slope away and drain well. Equipment beneath the skirting must remain dry. Pay particular attention to drainage when sinking the Spa into the ground. A supplemental sump system with pump may be required.

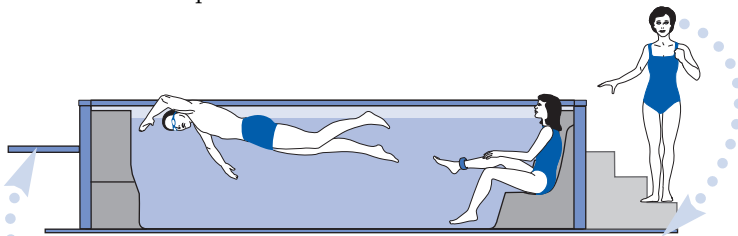


ACCESSIBILITY

An Endless Pool Spa™ offers many features to make it accessible to all users. Steps are located next to the seats to help you get into and out of the Spa.

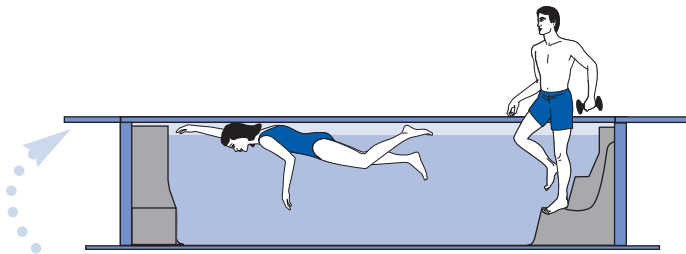
Aboveground Endless Pool Spa

The most popular installation configuration is fully aboveground on a deck or patio. Since our Spas stand 54.5" high, our optional three or four step exterior stairs allow for easier access.



Partially In-ground Endless Pool Spa Installation

While one can excavate to sink a Spa into the ground, it is generally best to build a deck up around the Spa (as shown above) to give a partially in-ground appearance.



Fully In-ground Endless Pool Spa

The Spa can be installed on a solid, level surface and a deck can be built flush with the Spa. Alternatively, the Spa can be installed in a pit. With partially or fully in-ground installations one can prepare a finished pit with adequate drainage and access to the equipment at the rear of the Spa.

EQUIPMENT ACCESS

It is important to consider equipment access when planning for your Spa. If possible, we recommend you provide access to the entire perimeter of the spa. The heater/controller, circulating/hydrotherapy jet pump, UV sanitization system, electric shutoff, and the hydraulic power unit are all located in the cabinet beneath the seats and stairs at the rear of the Spa. Access is provided to this equipment through the skirting panel. Be sure that this panel remains clear of obstructions and is accessible for service.

The 19' Dual Temperature Spa requires access on the stair side (hot tub end) as well. When selecting the enhanced lighting system, access to the entire perimeter is recommended in order to replace burnt out bulbs.


Lights, jets and water temperature are controlled using a digital keypad located on the coping of the Spa.

DELIVERY AND INSTALLATION

Your Endless Pool Spa is delivered by truck and trailer. An empty Spa weighs between 1,295 and 3,500 lbs. Typically the Spa will need to be lifted into position with a crane or boom truck. The cost of crane rental will depend on a variety of factors including timing, location, required reach, obstructions and possible permits. For installations indoors where the Spa needs to be slid only a few feet from where the spa is unloaded (a garage for example) the Spa can be slid or rolled into position using short sections of pipe and a lifting bar.

ELECTRICAL REQUIREMENTS

Once delivery is complete the electrical hook-up should be performed by a local licensed electrician. Your Spa is pre-wired with a shut-off inside the cabinet at the stair end of the Spa where the equipment is located. Depending on the model you choose, your electrician will need to bring a 60 amp or 90 amp, GFCI line into the cabinet and wire it to the shut-off. Electrical requirements vary depending on options chosen. Be sure to verify electrical requirements with your Design Representative prior to beginning work. Also, be sure to leave access to the equipment end of your Spa.



ACCESSORIES

The following options are available with an Endless Pool Spa. Please refer to the price list for a complete listing including prices.

BI-FOLD INSULATING COVER

Although the Endless Pool Spa comes standard with a floating thermal blanket, many customers choose to purchase our optional, rigid, bi-fold cover that both protects and insulates. Made using closed-cell foam the cover is available in either brown or grey. Be sure to leave clearance at both ends of the Spa to accommodate the bi-fold cover, depending on the cover lifter chosen. Recommended for outdoor installations.



RETRACTABLE SECURITY COVER


Our retractable security cover protects your Spa from unwanted access. The cover retracts onto a roller mounted to brackets attached to the front of the Spa at the opposite end from the stairs. The cover fabric rests on the water surface and deploys along low-profile tracks installed on the coping. Be sure to leave at least 18" of clearance at the roller end (the end you swim towards). The seven colors to choose from include: light blue, aqua, royal blue, grey, tan, forest green, and black.

INTEGRATED UNDERWATER TREADMILL

Turn your Endless Pool Spa into a complete home gym with the addition of an Aquatic Treadmill!

Adding a treadmill to your spa opens up a whole new world of exercise. Our hydraulically powered Aquatic Treadmill offers a spacious 20" wide belt for walking or jogging. Activated with a remote control, the treadmill is adjustable in speed from 0.6 to 4.0 mph. When used in conjunction with one of our currents you can increase the resistance provided and get a better workout.

The treadmill is fully integrated into the spa floor. When you order the treadmill the front section of the spa is raised by 3"-4" so the treadmill sits flush with the floor, the area behind the treadmill is the normal depth. Because of this, the treadmill has to be ordered with your initial spa purchase - it cannot be ordered as an after-market item.



SWIM PACE DISPLAY

Easy to read – even with swim goggles – the 7" high-visibility LED display presents the pace of the swimmer in minutes:seconds per 100 yards or 100 meters. Perfect for interval training or to monitor improvements in swim technique, you simply set the pace and swim for as long as you like.



FLOOR MIRROR

Resting at the bottom of the Spa, our 2' x 3' ABS-backed stainless steel floor mirror provides a unique view of your swim stroke and helps you improve your technique by providing instant feedback. The mirror is a must for serious swimmers as it lets you monitor your hand entry, arm extension and hip rotation. The mirror also aids in keeping the swimmer centered in the swim current.

EXTERIOR STAIRS

We offer lightweight yet extremely durable stairs with two, three or four risers. The 2 tier steps are 36" wide and 23" deep with 7.5" risers. Capable of supporting up to 300 lbs. they are easy to assemble and give a finished look to any pool. Our 3 and 4 tier stairs offer integrated handrails to ease entry to, and exit from, your Endless Pool. These stairs are 36" wide with 8" risers and 12" treads. With a capacity of 400 pounds the stairs are attractive, durable and non-slip.



ENHANCED LIGHTING PACKAGE

Show off your Swim Spa by day or night with a perimeter of LED lights. Featuring 24 pin type LED's (30 on the 19' Swim Spa) with selectable colors, these environmentally friendly lights will elegantly illuminate the upper rim of your spa. Back-lit controls and a pair of underwater lights located in the step risers add to the effect. This attractive upgrade, combined with our standard interior LED lights, will create a beautiful backyard display. Enjoy full control over the lights and color variations with the touch of a button.

MASSAGE WAND

The Massage Wand enables you to massage and loosen muscles. The 6 foot massage hose can be attached to a jet, enabling scar tissue manipulation, deep-tissue massage, and overall wellness enhancement. Using the Massage Hose increases flexibility and circulation. Focusing the stream of water on specific muscles helps strip away lactic acid and also strengthens and heals injured tissue.

Endless Pools • 1601 Dutton Mill Rd • Aston, PA 19014

www.endlesspools.com • swim@endlesspools.com

800.732-8660 • 610.497.8676 • 610.497.9328 Fax